

KENTUCKY STATE HIGH SCHOOL BOYS BASKETBALL TOURNAMENT

Site Rupp Arena, Lexington, Kentucky

GAME 6 SESSION 3 DATE 3-21-85 ESTIMATED ATTENDANCE 12,000

PRESS AND MEDIA BOX SCORE STAT SHEET

Team: HOPKINSVILLE

Team: GREENUP COUNTY

Coach: Daryl Hallmark

Coach: Randy Ward

Season Record: Won 25 Lost 5

Season Record: Won 22 Lost 8

PLAYER	MIN	FG	FGA	FT	FTA	REB	A	PF	TP	PLAYER	MIN	FG	FGA	FT	FTA	REB	A	PF	TP
ENDALL 14	31	8	16	0	0	3	7	2	16	FOOD 24	16	2	4	0	0	2	1	0	4
DUARLES 20	21	6	13	1	2	1	5	1	13	MORTON 22	21	1	2	0	0	1	3	0	2
HABO 54	13	2	4	1	2	0	0	3	5	KEACH 50	30	18	31	2	4	12	5	1	38
BERNER 30	31	12	18	1	2	11	6	2	25	SCOTT 13	20	2	6	0	0	1	0	2	4
AMONT 34	29	5	16	0	0	13	2	2	10	JAY 23	19	1	2	0	0	0	1	2	2
WARE 52	19	9	9	3	5	6	1	0	21	FRLEY 33	19	2	7	1	2	5	0	3	5
TEFF 24	10	0	2	4	5	1	1	0	4	BEACH 11	20	0	5	2	3	2	1	1	2
DAN 22	1									WRIGHT 44	5	1	1	1	1	3	0	3	3
ALBERT 10	1	2	2	0	0	0	0	0	4	GULLETT 12	4	0	2	0	0	0	1	0	0
EMMY 44	2									JIN 15	1	0	0	0	0	1		0	0
DUARLES 50	1									COBNETT 32	1								
SNIP 32	1									JERRY 31	4	0	0	0	0	2	0	0	0
BROWN 32										HEENEVAN 31									
HRS 44										DOUB 31									
PUTCH FIELD 50										WILLIAMS 31									
BARRY 32																			
RUSSELL 32																			
EMMY 32																			
WATH																			
Team Rebounds						0				Team Rebounds						1			
TOTAL	160	44	80	10	16	35	22	10	98	TOTAL	160	27	60	6	10	30	12	12	61

Field Goal %: 44 out of 80 = 55.0%
 Free Throw %: 10 out of 16 = 62.5%
 Turnovers 11
 Offensive Rebounds 15
 Defensive Rebounds 20

Field Goal %: 27 out of 60 = 45.0%
 Free Throw %: 6 out of 10 = 60%
 Turnovers 25
 Offensive Rebounds 12
 Defensive Rebounds 18

TEAM	1	2	3	4	OT	OT	FINAL
HOPKINSVILLE	20	32	19	27			98
GREENUP COUNTY	12	12	16	20			60

OFFICIALS

LOY BRASHEAR
BURNEY JENKINS

TECH. FOUL - WARE 5:16 2ND QUARTER - HANGING ON RIM
 TECH FOUL - SCOTT - 2:56 4TH Q. HANGING ON RIM

ABBREVIATED HALFTIME BOX

Date 3-21-85
 Crowd 12,000

	HOPKINSVILLE		GREENUP Co.	
Halftime Score	52		24	
Field Goals Attempted	40		27	
Field Goals Made	23		11	
Field Goal Percentage	57.5		40.7	
Free Throws Attempted	9		4	
Free Throws Made	6		2	
Free Throws Percentage	66.7		50.0	
Rebounds (Total Individual)	22		11	
Individual Scoring Leaders	WARE	18	SCOTT	16
	Peachers	12		
	Quarrell	10		
Individual Rebounds Leaders	Quarrell J	7	SCOTT	6
	WARE	6		
Players with three or more personal fouls				

Additional Information _____

Assists - 13 5

Turnovers - 7 17

National Collegiate Athletic Association BASKETBALL SHOT CHART

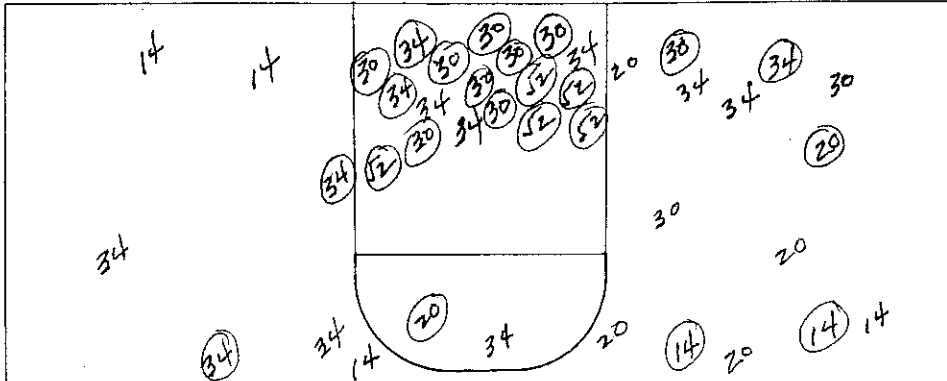
First Half

Second Half

Game 6

(Circle one)

Layups



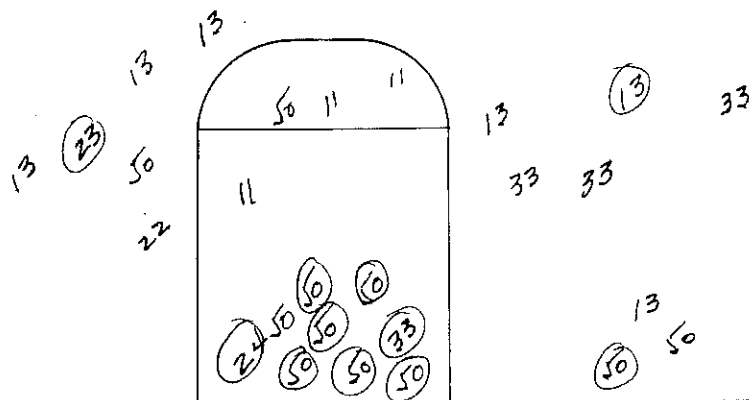
Attempted 41

Made 23

Percentage 56.1

Turnovers

X	X	X	X	X	X		X	X	X	X	X	X	X	X	X	X	X	X	X
1	2	3	4	5	6	7	8	9	10	11	12	13	14	15	16	17	18	19	



Attempted 27

Made 11

Percentage 40.7

Layups

Team Hoptown 52

Team Green up Co 24

National Collegiate Athletic Association BASKETBALL SHOT CHART

First Half

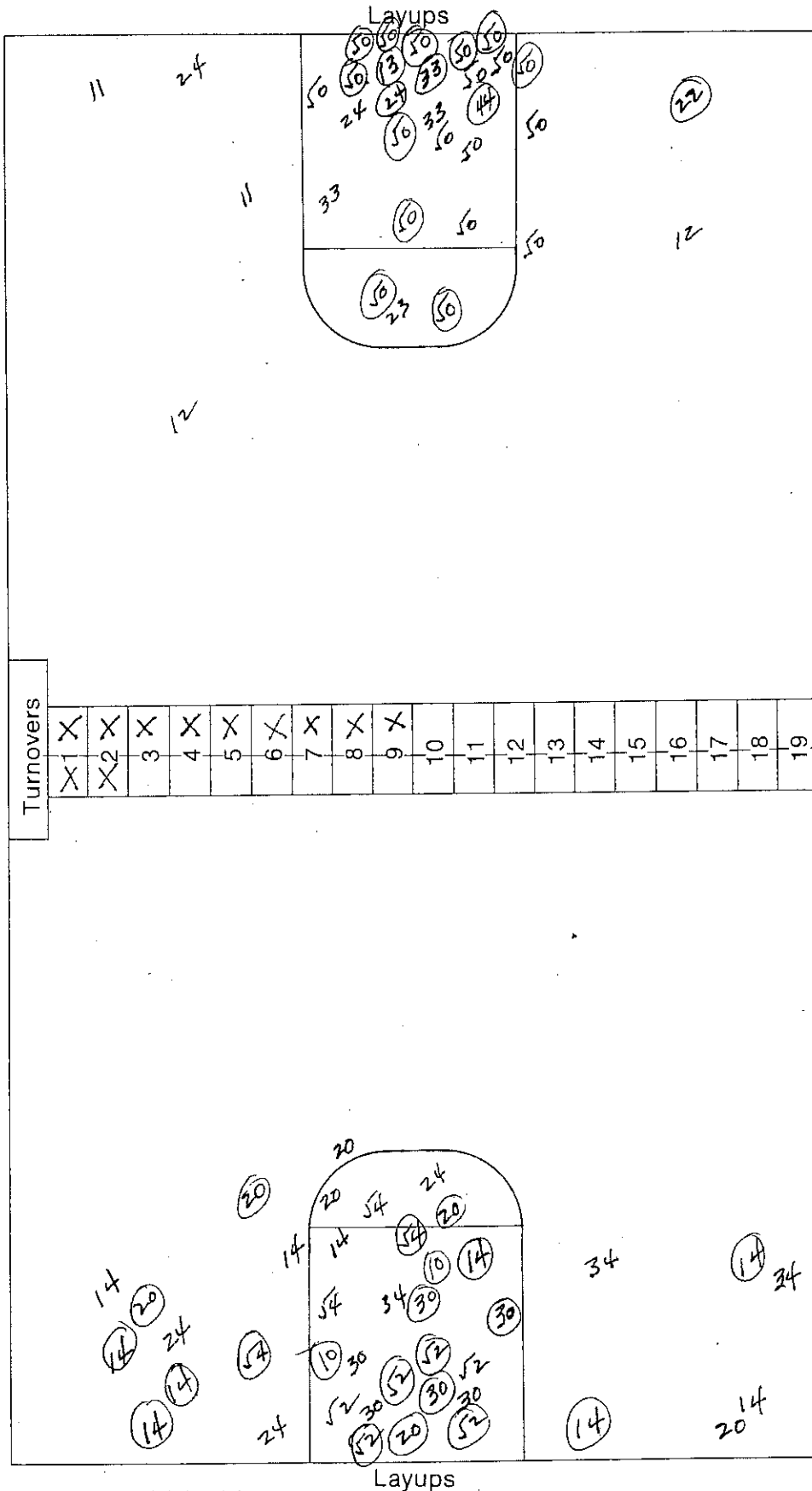
Second Half

(Circle one)

Game 6

Team Greensburg Co 60

Team Hopkinton 98



Attempted 33

Made 16

Percentage 48.5

Attempted 41

Made 21

Percentage 51.2

1985 Boys State High School Basketball Tournament -- Session Three
 Greenup County (22-8) vs Hopkinsville (25-5)
 March 21, 1985; Rupp Arena; Lexington, Kentucky

Officials: Burney Jenkins and Loy Brashear

		<u>First Quarter</u>	
Time	<u>Hopkinsville play</u>	<u>Score</u>	<u>Greenup Co. play</u>
8:00	Starters: W. Quarles, Binkley, Doerner, Ware and J. Quarles		Starters: Morton, Veach, Scott, Bates, and Fraley
7:41	Ware with the tip in	2-0	
7:20		2-2	Scott with the alley oop (XXX Veach)
6:41		2-4	Scott with the jam
6:31	J. Quarles 17 ft jumper lt side	4-4	
5:49	Ware with the layup over Scott	6-4	
5:37	Binkley with the 18 ft jumper	8-4	
5:14		8-6	Fraley with the 16 ft jumper lt side
5:03	Doerner fta-ft	9-6	Fraley PIT1
4:46		9-8	Morton with the layup (Scott)
4:19	Ware with the tip in	11-8	
4:03	J(6) Quarles 5 ft (Binkley)	13-8	
3:39	Ware with the double pump underneath	15-8	
3:37			Greenup Co. Timeout (1)
3:00	W. Quarles 19 ft jumper (Binkley)	17-8	
2:28			foul on Beech PIT2
1:47	Doerner PIT1	17-10	Scott with the rebound basket fta
1:11		17-12	Scott spins on the lt baseline from 16 ft
0:45	Binkley fta-ft	18-12	foul on Bates PIT3
0:17	Peachers with the tip in	20-12	

		<u>Second Quarter</u>	
7:36	W. Quarles from 18 ft lt side	22-12	
7:19		22-14	Veach with the layup (Scott)
6:49	Binkley from the top of the key	24-14	
6:20	Peachers with the layup (W. Quarles)	26-14	
6:18			Greenup Co. Timeout (2)
6:05	foul on Binkley PIT2		
5:51	Ware with the layup (Binkley)	28-14	
5:16	Ware called for technical for grabbing the rim		Wright fta (Technical)
5:02		28-16	Bates from 20 ft lt side
4:44	Ware 8 ft rt. baseline turnaround	30-16	
4:22		30-18	Scott rebounds his own miss
4:07	Peachers layup (J. Quarles)	32-18	
4:00			Greenup County Timeout (3)
3:55	J. Quarles with layup after steal	34-18	
3:42	Ware steals and feeds J/ Quarles for dunk	36-18	
3:20	W. Quarles PIT3		
3:05		36-20	Scott rebound his own miss
2:58	Ware 5 ft lt baseline	38-20	
2:47		38-22	Scott with layup
2:39	Ware from the lane (W. Quarles)	40-22	
2:22	Peachers with layup (ware) ft	43-22	Wright PIT4
2:08	foul on Ware PIT4	43-24	Scott ft+ft
1:20	J. Quarles 8 ft baseline (ware)	45-24	
0:45	Peachers ft+ft	46-24	foul on Scott PIT5 Bonus
0:38	Calvert ft-ft	48-24	Gullett P1 (Offensive) Intentional
0:22	J. Quarles from the baseline 8 ft	50-24	
0:03	Peachers with the 10 ft jumper from Ware	52-24	

Half
24

Third Quarter

Time	Hopkinsville play	Score	Greenup Co. play
8:00		52-24	
7:29		52-26	Bates hits layup (Scott)
6:47	J. Quarles P1T1		
6:26	W. Quarles hits the 18 ft jumper	54-26	
5:42	foul on Ware P2T2		
5:40		54-28	Beach takes inbounds pass for layup
5:27	Doerner 18 ft jumper straight away	56-28	
4:58	W. Quarles moves to the rt baseline	58-28	
4:45	foul on Doerner P2 T3	58-29	Beach fta-ft
4:05	W. Quarles 18 ft jumper (Binkley)	60-29	
3:49	Binkley layup (Ware)	62-29	
3:27			foul on Beach P2T1
2:55		62-31	Scott scores on goal tending call
2:41	W. Quarles hits the long jumper	64-31	
2:28	foul on Doerner P3T4	64-34	Gullett hits the layup ft
2:11	Ware fta-ft	65-34	foul on Beach P3T2
1:57	foul on J. Quarles P2T5	65-36	Scott tips in own missed layup fta
1:42	Ware hits 10 ft Turnaround	67-36	
1:29		67-38	Scott behind the back to Morton for layup
1:11			foul on Bates P2T3
0:56	W. Quarles hits from 18 ft rt baseline	69-38	
0:41		69-40	Scott hits layup (Fraley)
0:10	Ware hits layup (Binkley)	71-40	

Fourth Quarter

7:54		71-42	Scott hits the jumper from 17 ft
7:23	W. Quarles hits the 10 ft baseline jumper	73-42	
7:11		73-44	Scott scores on the lob
7:03	Peachers hits the layup	75-44	
6:47		75-46	Beach 12 ft baseline jumper
6:20	Peachers hits the layup (Ware)	77-46	
6:12	foul on W. Quarles P2 B		Greenup Co. Timeout (4)
5:52	foul on	77-48	Wright ft+ft
5:34		77-50	foul on Gullett P2T4
5:09	Peachers hits layup (W. Quarles) fta-ft	80-50	Scott hits the follow shot
4:52		80-52	foul on Gullett P3T5 Intentional
4:23	Calvert ft-ft	81-52	Scott makes the steal and Dunks
4:20	Ware with the rebound	83-52	foul on Fraley P2 K
3:35	Peachers hits layup (W. Quarles)	85-52	
3:20		85-54	Scott from the free throw line (Wright)
2:56	Calvert ft	86-56	Scott slam follow (Technical for grabbing r)
2:47	Binkley from free throw line	88-56	
2:21	Binkley hits from 18 ft rt baseline	90-56	
2:14	Binkley hits from 15 ft	92-56	
1:58		92-58	Scott with the layup
1:40	Doerners hits from rt baseline	94-58	
1:24		94-60	Scott with alley oop dunk (Cornett)
1:18	Hopkinsville timeout (1)		
1:03	Brown from 18 ft lt side	96-60	
0:41	Brown from the lane (Binkley)	98-60	
0:15	Hopkinsville timeout (2)		

Final

Greenup County
 Hopkinsville

60
 98